REV	DATE	MODIFICATION DESCRIPTION	CHANGE
A0	2017.5.12	NEW DRAWING	

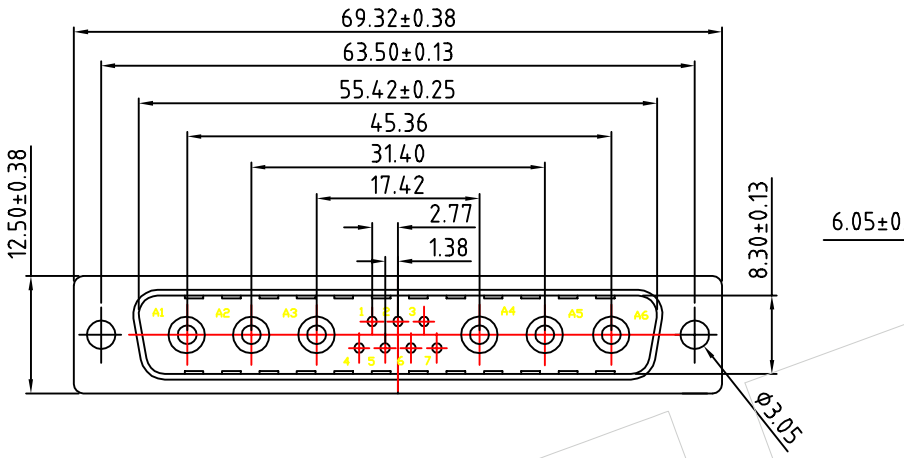

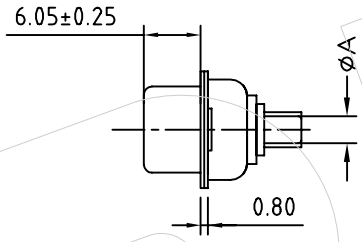

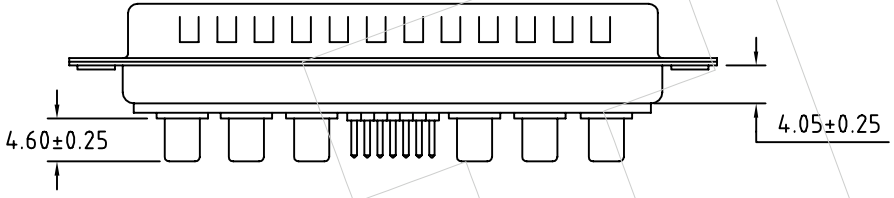

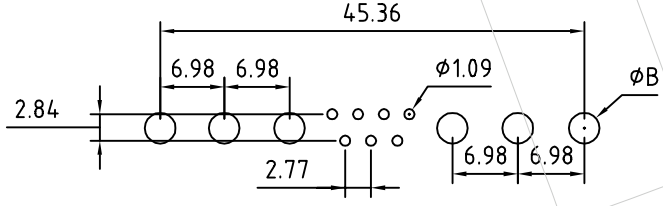

RECOMMENDED PCB LAYOUT

REMARKS:

1. MATERIALS AND FINISH

SHELL : STEEL MATERIAL, FRONT NICKEL FINISHED
BACK SHELL TIN FINISHED
INSULATOR : PBT THERMOPLASTIC, 30% GLASS FILLED, UL 94V-0 RATED
CONTACT MATERIAL : BRASS
CONTACT FINISH : FULL GOLD FLASH

2. ELECTRICAL CHARACTERISTICS

SMALL CURRENT TERMINAL RATING : 5.0 AMPS; HIGH CURRENT TERMINAL RATING: 10~40AMPS
SMALL TERMINAL CONTACT RESISTANCE : 30 MILLIOHMS(MAX).
HIGH CURRENT TERMINAL CONTACT RESISTANCE: 2.7 MOHM(MAX).
DIELECTRIC WITHSTANDING VOLTAGE : 1000 V AC MIN.
INSULATION RESISTANCE : 5000 MEGAOHMS MIN.
TEMPERATURE RATING : -55°C ~ +125°C

RoHS

Ordering Information

DS- T M 13W6 XX B XX

- Connector Type: F=Female, M=Male
- Contact Plating: G0:Gold Flash, G1:3U" Gold, G2:5U" Gold, G3:10U" Gold, G4:15U" Gold, G5:30U" Gold
- Color: B=Black, U=Blue
- Current Rating: 1=10A, 2=20A, 3=30A, 4=40A

Current Rating	Dimension ø A	Dimension øB
40 AMPS	ø3.75	ø4.20
30 AMPS	ø3.2	ø3.70
20 AMPS	ø2.8	ø3.28
10 AMPS	ø1.7	ø2.20

TsingRe
www.tsingre.com

SHENZHEN TSINGRE TECHNOLOGY CO.,LTD

DRAW	David	OPERATION		SCALE	NTS	TITLE: 13W6 Power D-sub connector Male DIP type Straight	
		X.X	±0.30	UNIT	mm	PRODUCT CUSTOMER DRAWING	
CHECK	Anna	X.XX	±0.20	SIZE	A4	PART NO. DS-TM13M6XXBXX	DOC PART 001 / REVISION A0
		X.XXX	±0.10				
APPROVE	Hey	Angle	±3°	THRD ANGLE PROJECTION		CUSTOMER PART NO. / CUSTOMER	SHEET NUMBER 1 OF 1
		DIM	TOL				